

[54] **HANDHELD INFRARED THERMOMETER**

[75] Inventors: **Dennis M. Lanci**, San Diego; **David G. Matsuura**, Encinitas; **Michael P. DeFrank**, Temecula; **Charles E. Everest**, Santa Ana, all of Calif.

[73] Assignee: **Ivac Corporation**, San Diego, Calif.

[**] Term: **14 Years**

[21] Appl. No.: **349,259**

[22] Filed: **May 8, 1989**

[52] U.S. Cl. **D10/57**

[58] Field of Search **D10/52, 57; 128/9, 12, 128/664, 736; 364/557; 374/2, 126, 129, 130, 158, 164, 208**

[56] **References Cited**

U.S. PATENT DOCUMENTS

D. 246,766	12/1977	Everest	D10/57
D. 254,959	5/1980	Everest	D10/57
3,978,850	9/1976	Moore et al.	128/9
4,147,163	4/1979	Newman et al.	128/9
4,366,811	1/1983	Riester	128/9
4,567,881	2/1986	Heller	128/9
4,602,642	7/1986	O'Hara et al.	128/664
4,634,294	1/1987	Christol et al.	374/129 X
4,790,324	12/1988	O'Hara et al.	

4,895,164	1/1990	Wood	128/736
4,913,132	4/1990	Gabriel	128/9

FOREIGN PATENT DOCUMENTS

8606163	10/1986	PCT Int'l Appl.	128/736
---------	---------	-----------------	-------	---------

OTHER PUBLICATIONS

Cole-Palmer Heat Spy Infrared Thermometer, ©1987, pp. 835, 836.

Primary Examiner—Nelson C. Holtje
Assistant Examiner—Antoine D. Davis
Attorney, Agent, or Firm—Fulwider, Patton, Lee & Utecht

[57] **CLAIM**

The ornamental design for a handheld infrared thermometer, as shown and described.

DESCRIPTION

FIG. 1 is a top, front and left side perspective view of a handheld infrared thermometer showing our new design;
FIG. 2 is a right side elevational view;
FIG. 3 is a front elevational view;
FIG. 4 is a rear elevational view;
FIG. 5 is a top plan view; and
FIG. 6 is a bottom plan view thereof.




FIG. 1




FIG. 2





FIG. 3

FIG. 4





FIG. 5

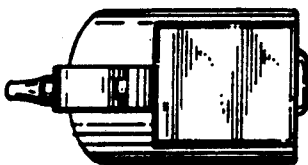


FIG. 6